

Stage 1

RED HILLS RANGERS - JANUARY 2021

Round Count: 10 Revolver / 10 Rifle / 4+ Shotgun

Gun Order: Shotgun / Rifle / Revolvers

Staging: Revolvers holstered, rifle staged on center table

Start: Standing behind left table, shotgun in hands

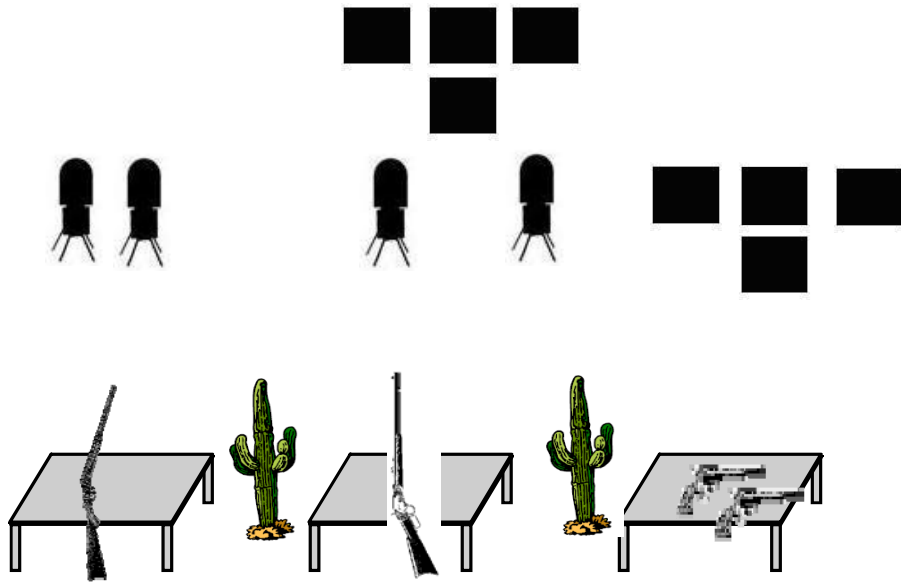
Procedure: When ready, say "Sorry, wrong guess!"

ATB:

Shotgun: Engage the 2 knockdowns at the left table until down, then move past the left cactus & engage the knockdowns at the center table until down

Rifle: Engage the upper 3 far targets with a Nevada sweep in either direction, putting 1 round on R1, 2 rounds on R2, 3 rounds on R3, 2 rounds on R2 & 1 round on R1, then put the 10th round on the lower target

Revolvers: From the right table, engage the targets there using same instructions as for rifle



Stage 2

RED HILLS RANGERS - JANUARY 2021

Round Count: 10 Revolver / 9 Rifle / 6+ Shotgun

Gun Order: Revolvers / Rifle / Shotgun

Staging: Rifle & shotgun staged on center table

Start: Behind right table, revolver(s) at the ready

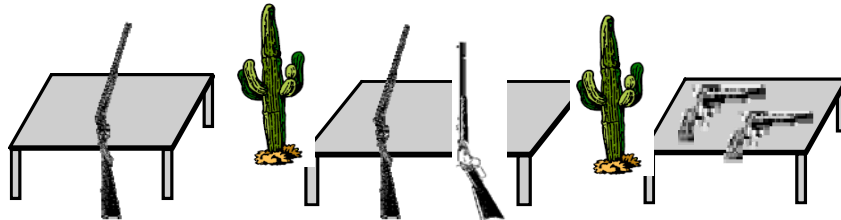
Procedure: When ready, say "Do you know how to use a handgun?"

ATB:

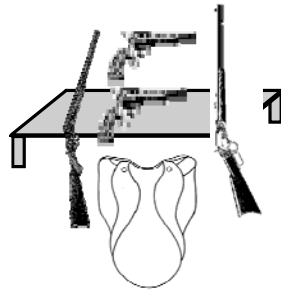
Revolvers: Engage the 3 close targets at least 3 times each for 10 rounds

Rifle: Engage the 3 far targets 3 times each for 9 rounds

Shotgun: Engage the 2 knockdowns at the center table until down, then shooting from the left side of the cactus, engage the 4 knockdowns at the left table until down



- Round Count:** 10 Revolver / 10 Rifle / 4+ Shotgun
- Gun Order:** Shooter's choice
- Staging:** Revolvers, rifle & shotgun staged on table
- Start:** Seated in the saddle
- Procedure:** When ready, say "Yippie Ki Yay!"
- ATB:**
- Rifle:** Engage the far targets with 10 rounds on 2 targets in any order
- Revolvers:** Engage the close targets with 10 rounds on 2 targets in any order
- Shotgun:** Engage the knockdowns until down



Round Count: 10 Revolver / 10 Rifle / 6+ Shotgun

Gun Order: Rifle / Revolvers / Shotgun

Staging: Revolvers holstered / Rifle & shotgun staged in doorway

Start: Shooter at table in doorway, rifle at the ready

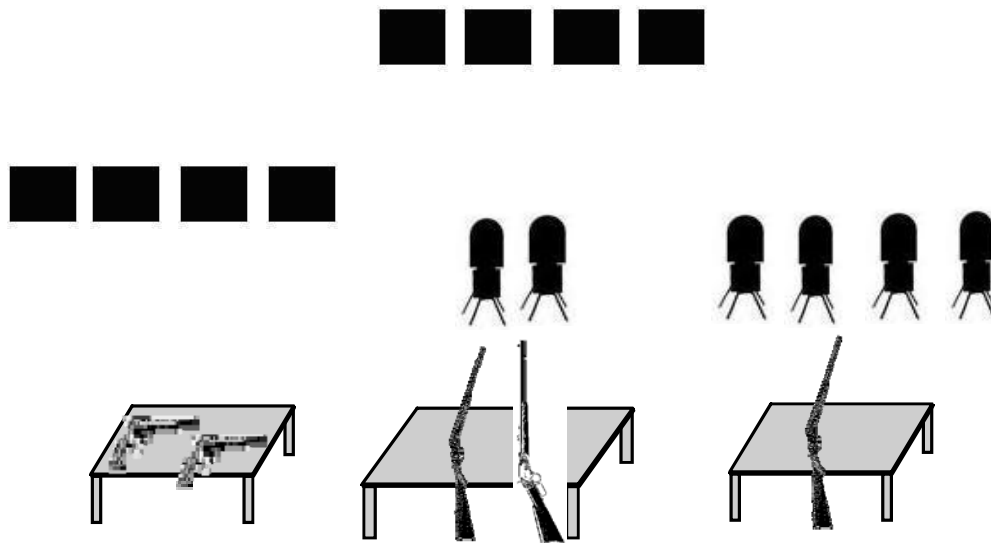
Procedure: When ready, say "Welcome to the party pal!"

ATB:

Rifle: Engage the far targets with an IRS sweep in either direction (1-1-2-1-2-3-1-2-3-4 or 4-4-3-4-3-2-4-3-2-1)

Revolvers: Engage the close targets using rifle instructions

Shotgun: Shooting through each opening, engage the knockdowns at each opening until down. Makeups from where engaged.

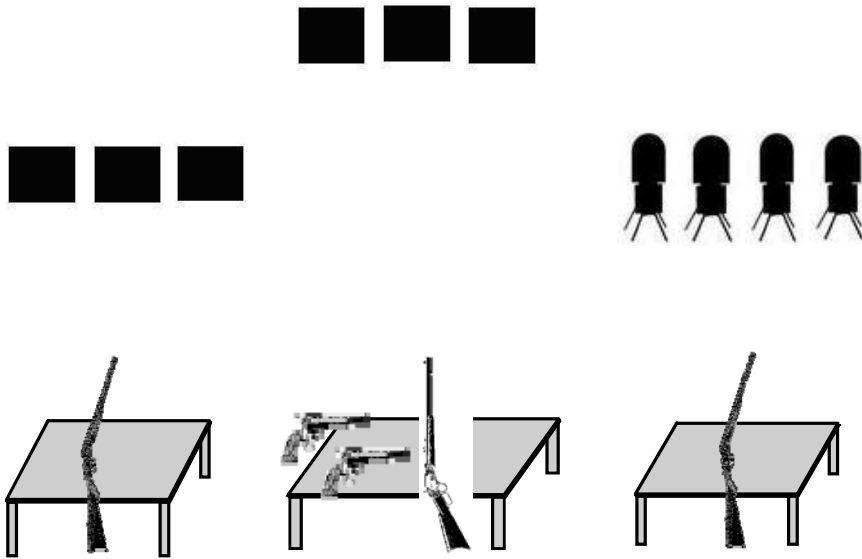


Round Count: 10 Revolver / 10 Rifle / 4+ Shotgun
Gun Order: Shotgun / Rifle / Revolvers or Revolvers / Rifle / Shotgun
Staging: Revolvers holstered / Rifle staged in doorway / Shotgun staged in right window
Start: Shooter at either left or right window, hands held out front like pushing someone away

Procedure: When ready, say "Whoa, these are VERY bad for you"

ATB:
Shotgun: Engage the knockdowns at until down
Rifle: Engage the far targets with (2) 2-1-2 sweeps from either direction (quadruple taps OK)

Revolvers: Shooting through the left window, engage the close targets using rifle instructions



- Round Count:** 10 Pistol / 10 Rifle / 4+ Shotgun
- Gun Order:** Rifle / Revolvers / Shotgun or Rifle / Shotgun / Revolvers
- Staging:** Revolvers holstered / Rifle staged on table in doorway / Shotgun staged in right window
- Start:** Standing behind table in doorway, hands at high surrender
- Procedure:** When ready, say "That was Gary Cooper"
- ATB:**
- Rifle:** Engage the far targets with a triple tap on the center, then double tap each outside target, then triple tap the center
- Revolvers:** Using the close targets, repeat instructions for rifle
- Shotgun:** Engage the snakes until dead.

