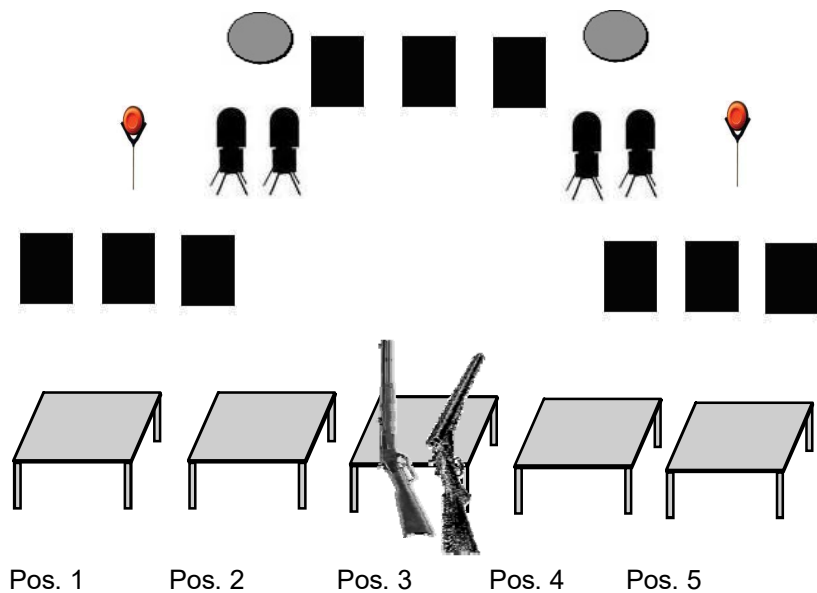


Stage 1 RED HILLS RANGERS--July 2021--Terror of Tiny Town

Stage 1

- Round Count:** 10 Pistol/10 Rifle/6+ Shotgun
- Gun Order:** Shooter's choice, rifle not last
- Staging:** Pistols holstered, rifle and shotgun staged at Pos. 3
- Start:** Standing at position of choice, holding little knife in both hands.
- Procedure:** When ready say "I won't get shaved today--I might get smallpox."
- ATB:** Start with gun(s) of choice
- Pistols:** At Pos. 1 or 5, starting on either end, sweep the 3 targets in the following shot pattern: 1-2-4-2-1.
- Rifle:** At Pos. 3, engage the 5 targets per pistol instructions.
- Shotgun:** At Pos. 3, engage 2 knockdowns, THEN break a clay, THEN repeat instructions.



Stage 2

RED HILLS RANGERS July 2021

Stage 2

Round Count: 10 Pistol/10 Rifle/2+ Shotgun

Gun Order: Shotgun/rifle/pistols

Staging: Pistols holstered, rifle at Pos. 3, shotgun at Pos. 2 or 4.

Start: Standing at Pos. 2 or Pos. 4 holding a little snack in one hand.

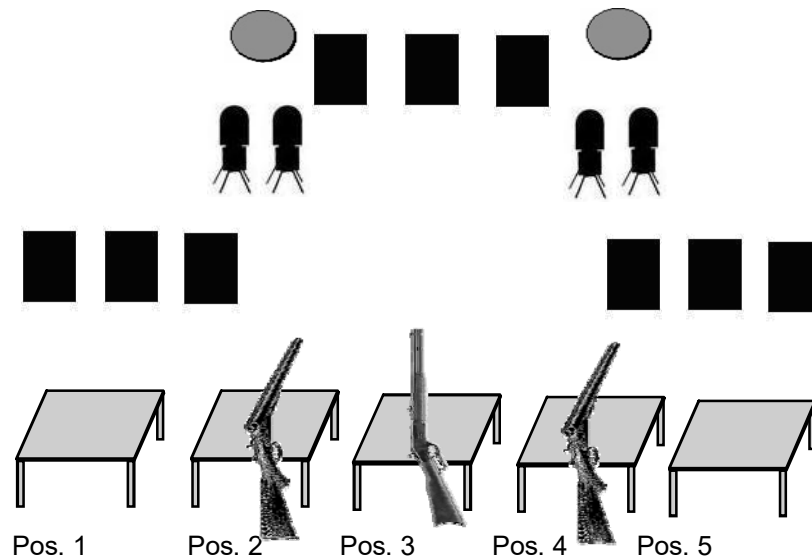
Procedure: When ready, say **"I get terribly hungry when I ride."**

ATB: Start with shotgun.

Shotgun: Engage 2 knockdowns at position where shotgun was staged.

Rifle: At Pos.3, engage the 5 targets with a Pendulum Sweep, starting on either end, that is, 1-2-3-4-5-5-4-3-2-1.

Pistols: At Pos. 1 or 5, starting on either end, engage the 3 targets in a Nevada Sweep, then repeat from the same end, that is, 1-2-3-2-1-1-2-3-2-1.



Stage 3 RED HILLS RANGERS July 2021

Stage 3

Round Count: 10 + 1 Rifle/4+ Shotgun

Gun Order: Rifle/Shotgun

Staging: Rifle and shotgun at Pos. 3

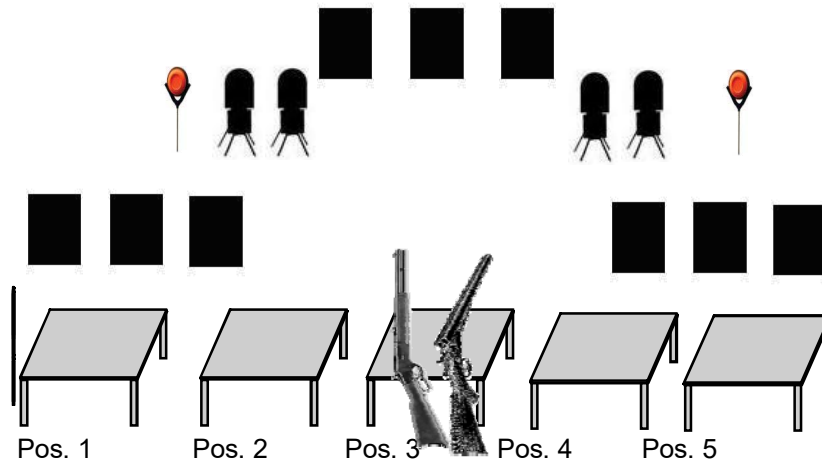
Start: Standing at Pos. 3, hands touching rifle (flat on table)

Procedure: When ready, say "Hit leather, men and shoot on sight. "

ATB: Begin with rifle

Rifle: With rifle, break a clay, THEN triple tap the 3 rifle targets, THEN break an unbroken clay. Load 11th road anytime after buzzer.

Shotgun: With shotgun, engage the 4 knockdowns and any unbroken clays, in any order.



Stage 4

RED HILLS RANGERS July 2021

Stage 4

Round Count: 10 Rifle/10 Pistol/4+Shotgun

Gun Order: Pistols/rifle/shotgun

Staging: Pistols holstered, rifle and shotgun at Pos. 3.

Start: Standing at Pos. 1 or 5, hands at Texas Surrender.

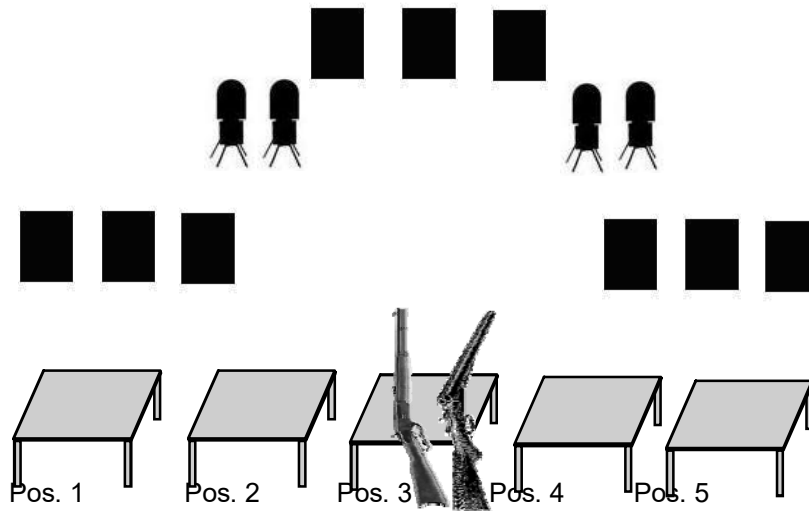
Procedure: When ready say "I'll go see what gunfighters I can round up. "

ATB: Start with pistol(s).

Pistols: Engage the 3 targets, starting on either end, as follows: 1-1-2-2-3-3-2-1-2-3.

Rifle: At Pos. 3, engage the 3 rifle targets per pistol instructions.

Shotgun: With shotgun engage the 4 knockdowns.



Stage 5

RED HILLS RANGERS July 2021

Stage 5

Round Count: 10 Pistol/4+ Shotgun

Gun Order: Pistols/Shotgun

Staging: Pistols holstered, shotgun at Pos. 2 or 4

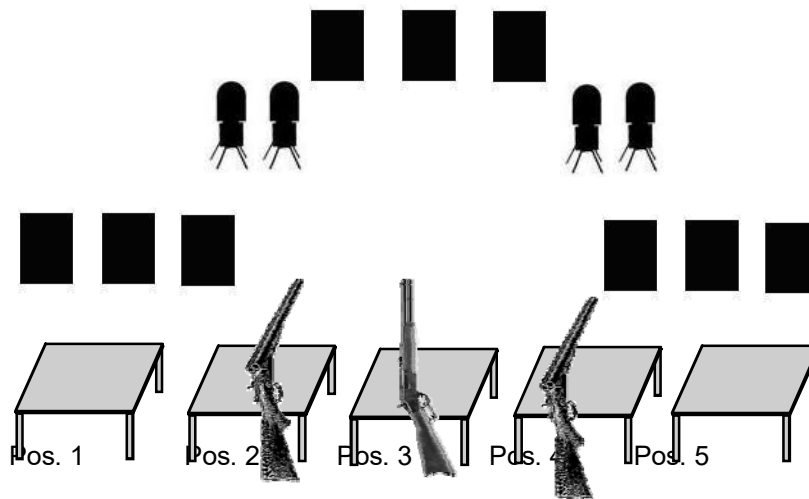
Start: Standing at position of choice, holding dynamite in both hands

Procedure: When ready say **"In a minute, he'll be scattered all over these hills. "**

ATB: Start with gun(s) of choice.

Pistols: AT Pos. 1 or 5, engage the 3 targets with 3 on the center target, THEN 1 on each outside target. Repeat at other outside position.

Shotgun: With shotgun engage 2 knockdowns at Pos. 2 and 2 at Pos. 4.



Stage 6

- Round Count:** 10 Pistol/10 Rifle/2+ Shotgun
- Gun Order:** Shooter's choice, rifle not last
- Staging:** Pistols holstered, rifle at Pos. 3, shotgun at Pos. 2 or 4.
- Start:** Standing behind center table with hands on hips
- Procedure:** When ready say: "**It looks like I'm at the end of my trail.**"
- ATB:** Start with gun(s) of choice.
- Rifle:** Alternate on the outside targets for 3 rounds, THEN double tap the center target, THEN repeat instructions.
- Pistols:** At Pos. 1 or 5, engage the 3 targets per the rifle instructions.
- Shotgun:** With shotgun, engage 2 knockdowns from where gun is staged.

